

GENERAL:

The surface drainage system shall be Trench Drain - Flat, to be used with trench grates as manufactured by FoodSafe Drains.

MATERIALS:

- 14 GA. T304 Stainless Steel
- T316 Stainless Steel

SLOPE: 0.5% Standard

DESIGN OPTIONS:

- Material(\$): SS 304(5), SS 316(6)
- End(*): Open(0), End Cap(1), Flush Nipple(5)
- Trench Grate Height(^): 1/4" w Spacer to 2"
- Trench Grate Width(#): 6", 8", 10", 12", 14", 16"
- Outlet Diameter: 3", 4", 6"
- Standard Lengths: 9' 8", 4' 10"
- Custom Lengths Available

GRATES:

Bar Grate with Optional Serration/Antislip Design

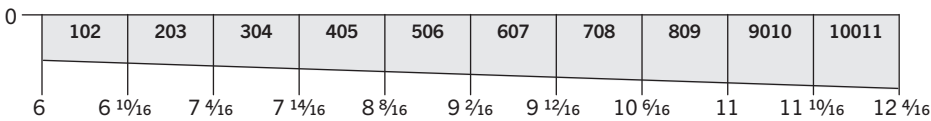
LOAD CLASS: A15 to E600 Available

INSTALLATION:

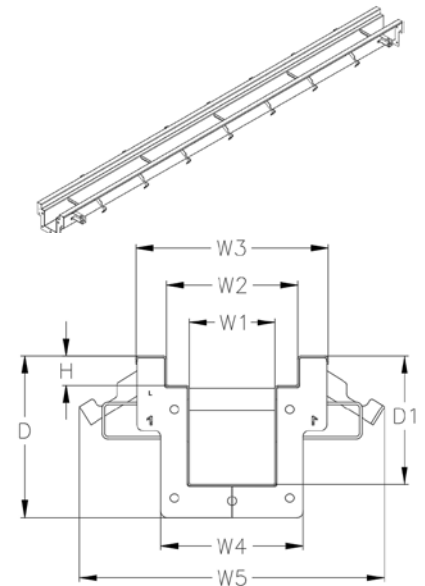

The Trench Drain - Flat Bottom shall be installed in accordance with the manufacturer's installation instructions and recommendations. Trench sections are manufactured with leveling bars and flanges to secure the drain within the concrete slab.

TYPICAL MODULAR LAYOUT OF A FOODSAFE TRENCH DRAIN - FLAT BOTTOM

(Sections fit together as illustrated below)



Invert



DRAIN CHANNELS DESCRIPTION	PART NUMBER	INVERT SHALLOW (INCHES D1)	INVERT DEEP (INCHES D2)
FSD TRENCH - FLAT 102	FTF\$^*^#-L102	6	6 10/16
FSD TRENCH - FLAT 203	FTF\$^*^#-L203	6 10/16	7 4/16
FSD TRENCH - FLAT 304	FTF\$^*^#-L304	7 4/16	7 14/16
FSD TRENCH - FLAT 405	FTF\$^*^#-L405	7 14/16	8 8/16
FSD TRENCH - FLAT 506	FTF\$^*^#-L506	8 8/16	9 2/16
FSD TRENCH - FLAT 607	FTF\$^*^#-L607	9 2/16	9 12/16
FSD TRENCH - FLAT 708	FTF\$^*^#-L708	9 12/16	10 6/16
FSD TRENCH - FLAT 809	FTF\$^*^#-L809	10 6/16	11
FSD TRENCH - FLAT 9010	FTF\$^*^#-L9010	11	11 10/16
FSD TRENCH - FLAT 10011	FTF\$^*^#-L10011	11 10/16	12 4/16

NOTE: Catch Basins are available in any custom dimensions. Also available with 90° sections, 'T' sections, and Transition Pits for all of the depths specified above.

Specifying engineer is responsible for concrete encasement and reinforcing based upon application and local codes. FoodSafe Drains reserves the right to change the product and specifications without notice.