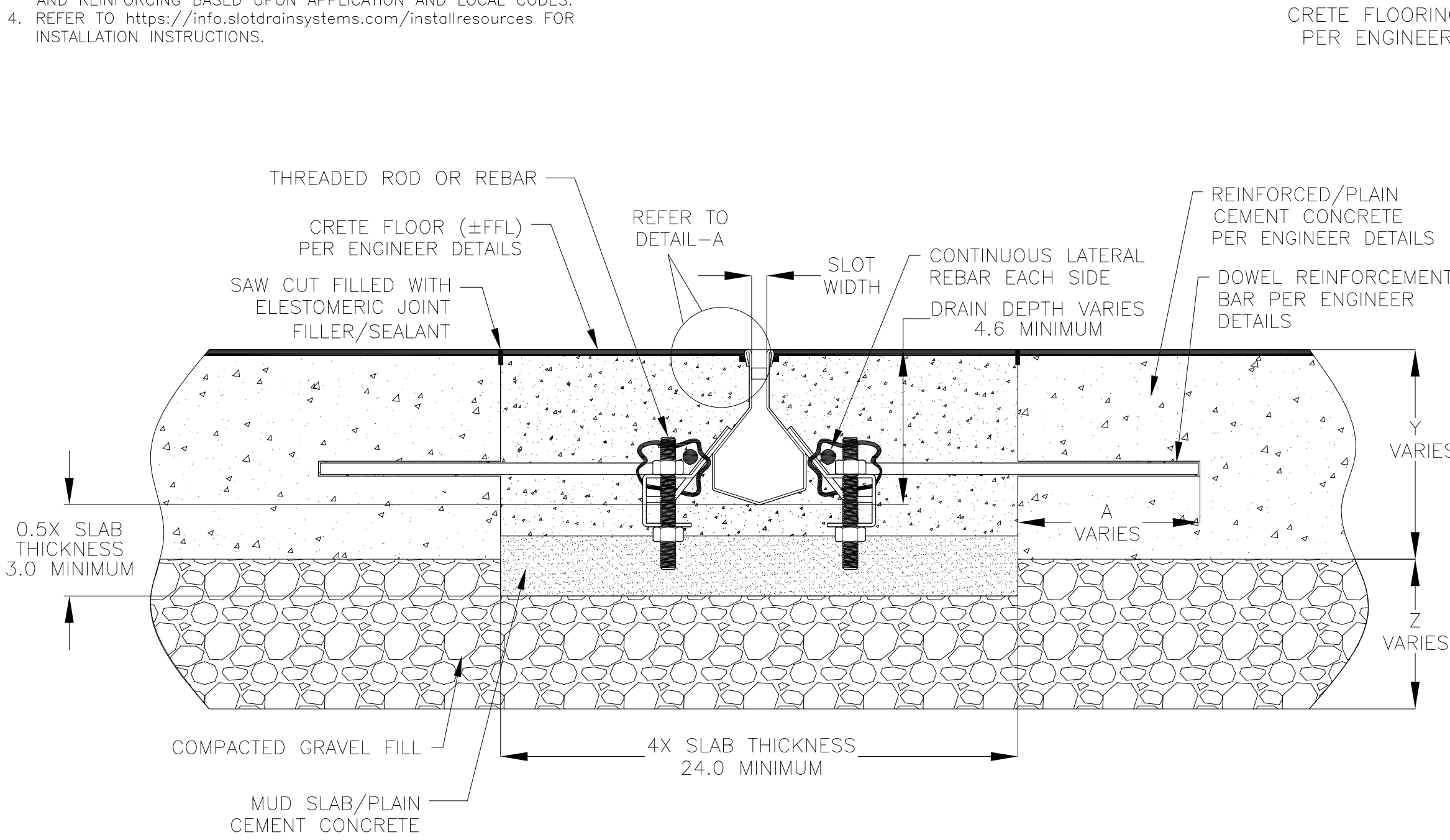


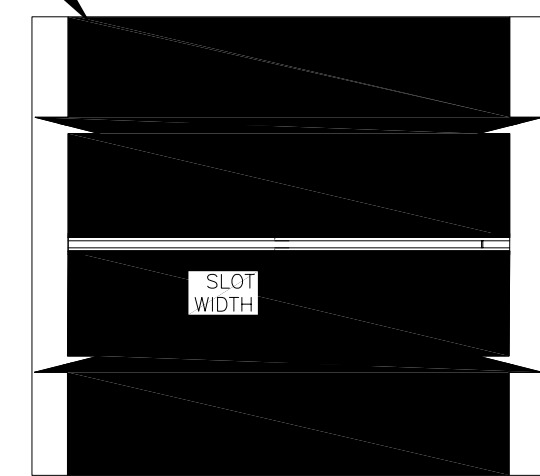
NOTES: UNLESS OTHERWISE SPECIFIED

1. ALL DIMENSIONS ARE IN INCHES.
2. DRAIN BODY MATERIAL: 16GA STAINLESS STEEL T304/T316
3. SPECIFYING ENGINEER IS RESPONSIBLE FOR CONCRETE ENCASEMENT AND REINFORCING BASED UPON APPLICATION AND LOCAL CODES.
4. REFER TO <https://info.slotdrainsystems.com/installresources> FOR INSTALLATION INSTRUCTIONS.

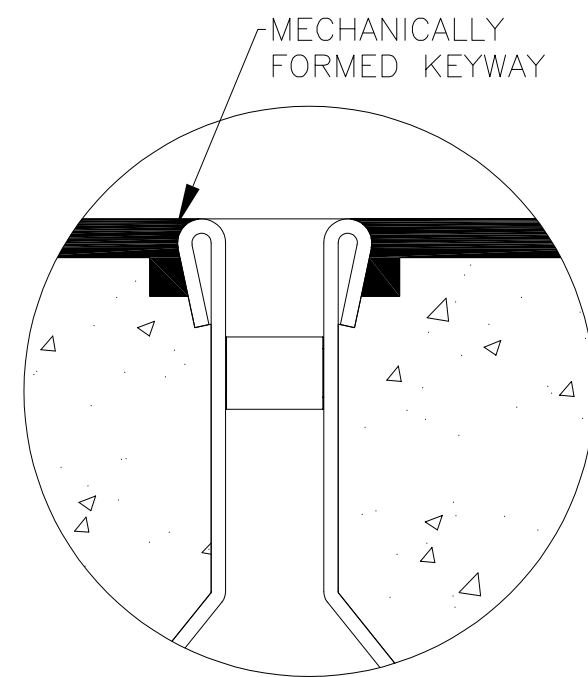
REVISIONS			
REV	DESCRIPTION	DATE	BY
0	INITIAL RELEASE -- R0	11/19/2019	DK
1	UPDATED THE DRAIN LAYOUT	12/2/2020	DK
2	UPDATED THE DRAIN & REBAR DETAILS	7/14/2021	DK
3	UPDATED WITH GLOBAL DRAIN TEMPLATE	3/19/2024	DK



CRETE FLOORING (±FFL) PER ENGINEER DETAILS



PLAN VIEW



DETAIL-A

7000N SERIES SLOT DRAIN INSTALLATION DETAILS



DRAWING TITLE
CRETE FLOOR-RETROFIT INSTALLATION

DRAIN SERIES
7000N SERIES SLOT DRAIN

DWG NO. IN-SD7000N-102-R3 SIZE B SCALE NTS SHEET 1 OF 1

ALL DRAWINGS ARE THE EXCLUSIVE PROPERTY OF SLOT DRAIN SYSTEMS. ANY REPRODUCTION IN PART OR IN WHOLE IS PROHIBITED WITHOUT PROPER CONSENT.

REV. 3