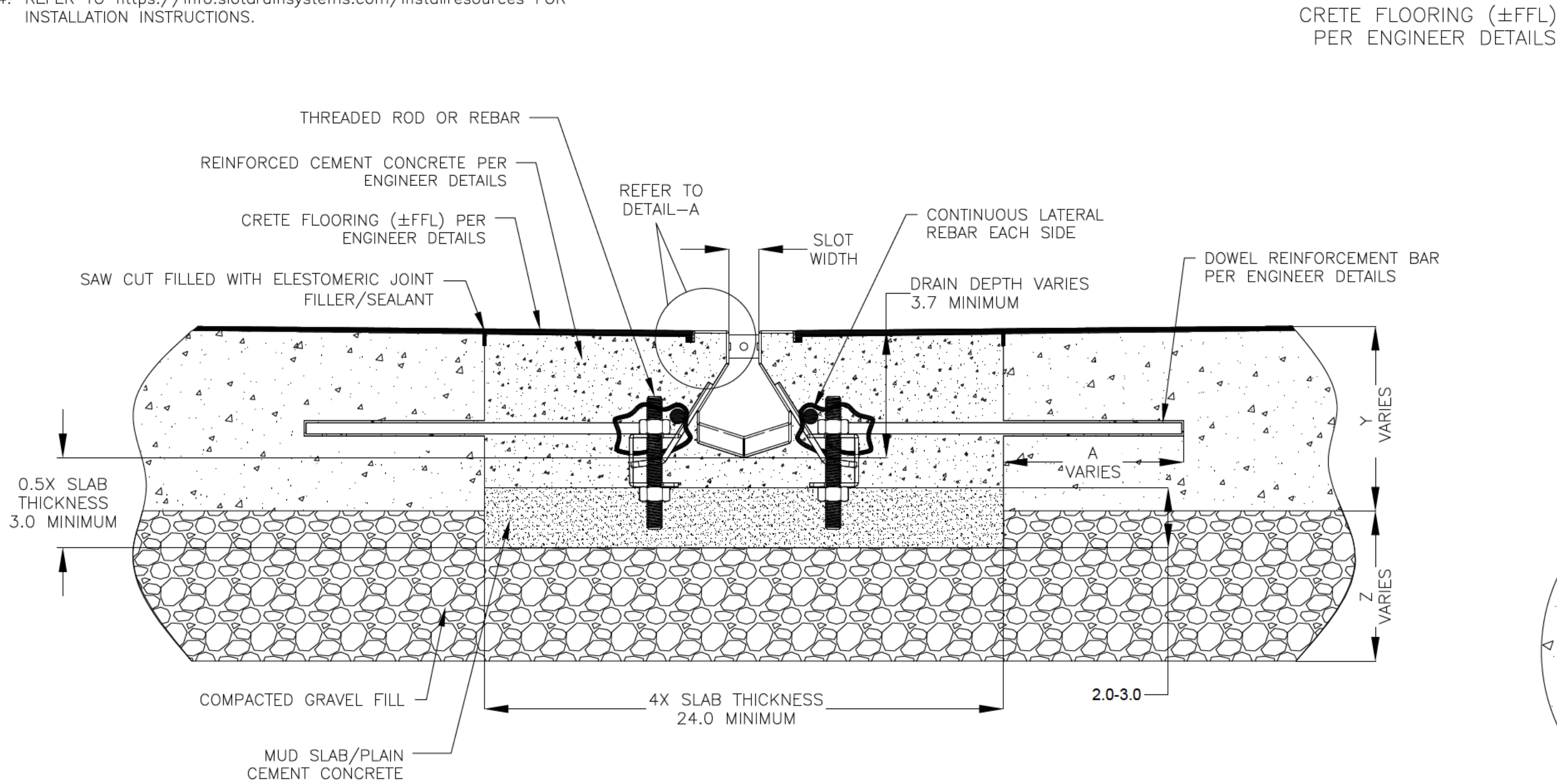


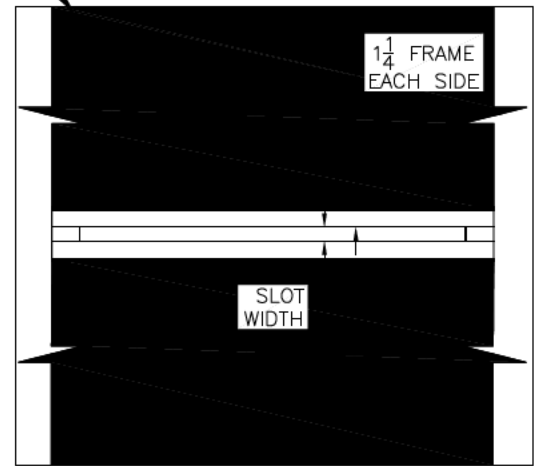
NOTES: UNLESS OTHERWISE SPECIFIED

1. ALL DIMENSIONS ARE IN INCHES.
2. DRAIN BODY MATERIAL: 14GA STAINLESS STEEL T304/T316
3. SPECIFYING ENGINEER IS RESPONSIBLE FOR CONCRETE ENCASEMENT AND REINFORCING BASED UPON APPLICATION AND LOCAL CODES.
4. REFER TO <https://info.slotdrainsystems.com/installresources> FOR INSTALLATION INSTRUCTIONS.

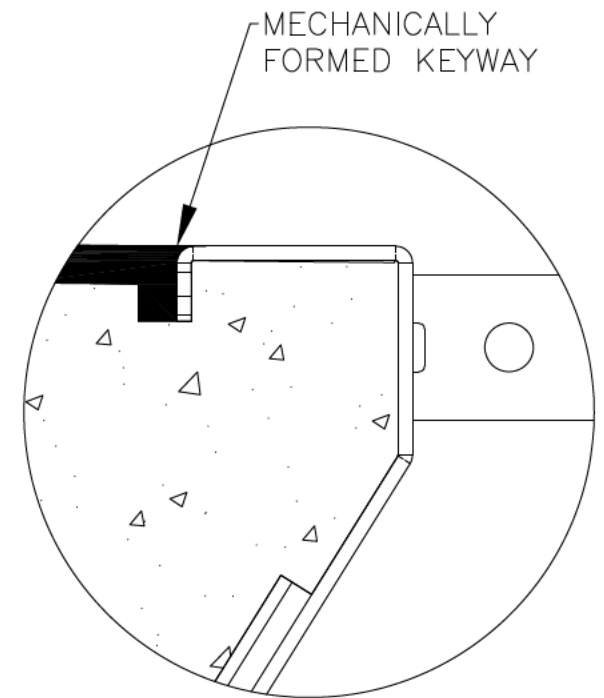
| REVISIONS |                                    |           |    |
|-----------|------------------------------------|-----------|----|
| REV       | DESCRIPTION                        | DATE      | BY |
| 0         | INITIAL RELEASE - R0               | 8/6/2019  | DK |
| 1         | UPDATED THE DRAIN LAYOUT           | 12/2/2020 | DK |
| 2         | UPDATED THE REBAR DETAILS          | 7/14/2021 | DK |
| 3         | UPDATED WITH GLOBAL DRAIN TEMPLATE | 3/19/2024 | DK |



CRETE FLOORING ( $\pm$ FFL) PER ENGINEER DETAILS



PLAN VIEW



DETAIL-A

6000P SERIES SLOT DRAIN INSTALLATION DETAILS



DRAWING TITLE  
CRETE FLOOR-RETROFIT INSTALLATION

DRAIN SERIES  
6000P SERIES SLOT DRAIN

DWG NO. IN-SD6000P-100-R3      SIZE B      SCALE NTS      SHEET 1 OF 1

ALL DRAWINGS ARE THE EXCLUSIVE PROPERTY OF SLOT DRAIN SYSTEMS. ANY REPRODUCTION IN PART OR IN WHOLE IS PROHIBITED WITHOUT PROPER CONSENT.

REV. 3