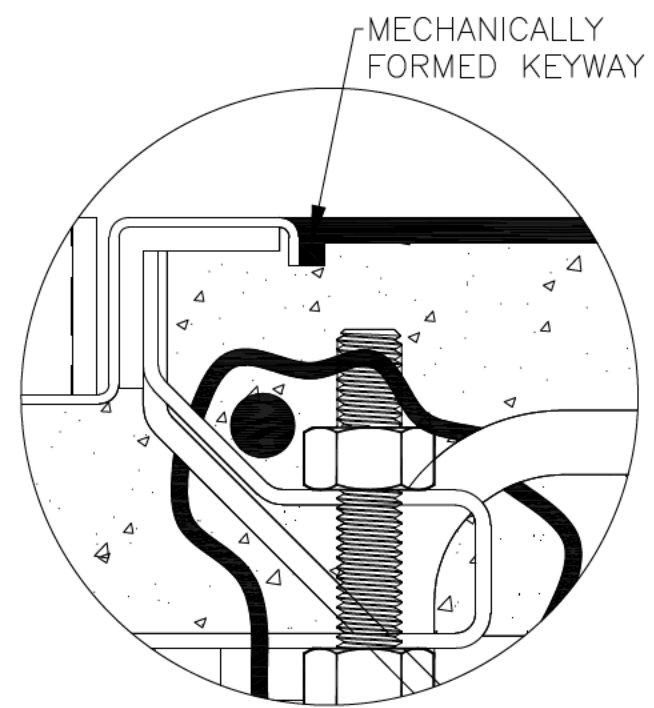
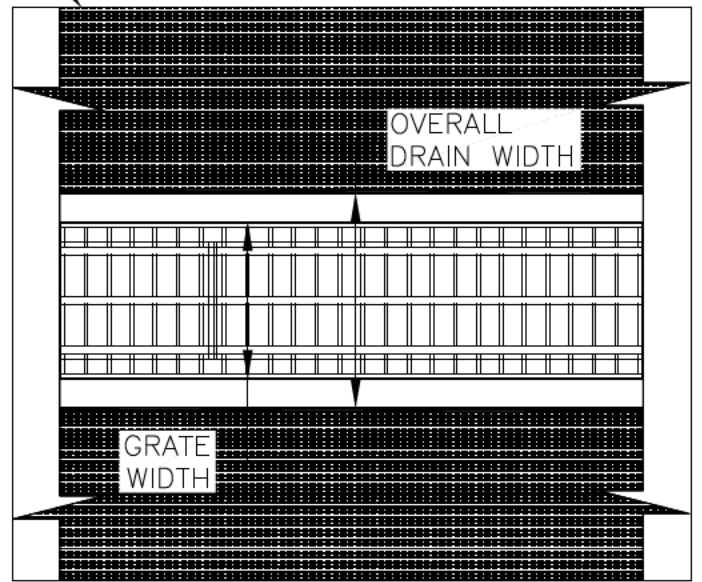
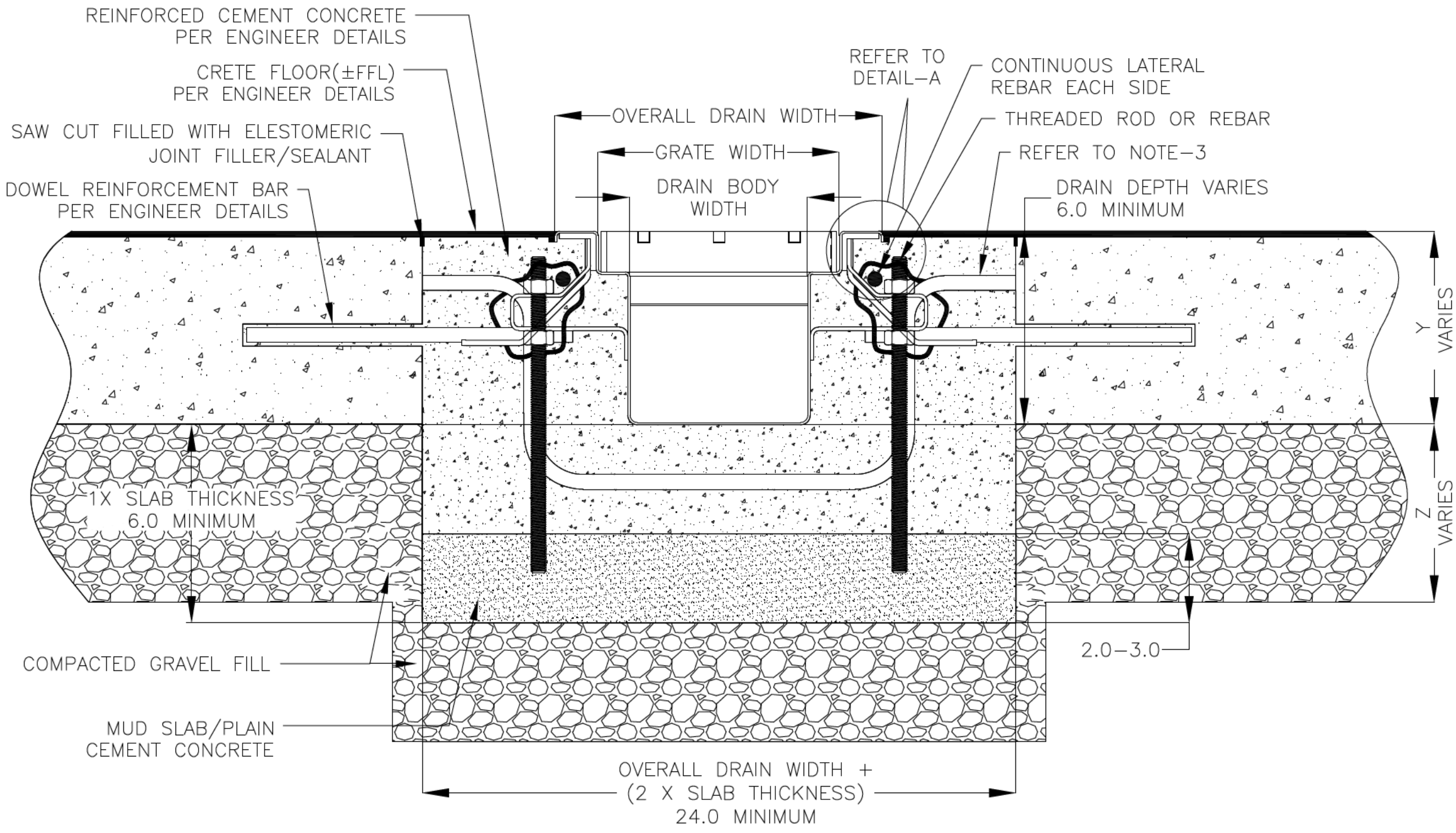


REVISIONS			
REV	DESCRIPTION	DATE	BY
0	INITIAL RELEASE - RO	2/3/2020	DK
1	UPDATED DRAIN LAYOUT & REBAR DETAILS	9/14/2021	DK

NOTES: UNLESS OTHERWISE SPECIFIED

1. ALL DIMENSIONS ARE IN INCHES.
2. DRAIN BODY MATERIAL: 14GA STAINLESS STEEL T304/T316
3. GRATING: PLAIN/SERRATED BAR GRATING, UPTO 'E' LOAD CLASS AVAILABLE.
4. SPECIFYING ENGINEER IS RESPONSIBLE FOR CONCRETE ENCASEMENT AND REINFORCING BASED UPON APPLICATION AND LOCAL CODES.
5. REFER TO <https://info.slotdrainsystems.com/installresources> FOR INSTALLATION INSTRUCTIONS.

CRETE FLOOR (±FFL)
PER ENGINEER DETAILS



FOOD SAFE FLAT BOTTOM TRENCH DRAIN INSTALLATION DETAILS

SLOT DRAIN
SYSTEMS

855.497.7508
info@slotdrainsystems.com
www.slotdrainsystems.com

DRAWING TITLE
CRETE FLOOR-RETROFIT INSTALLATION

ALL DRAWINGS ARE THE EXCLUSIVE PROPERTY OF SLOT DRAIN SYSTEMS. ANY REPRODUCTION IN PART OR IN WHOLE IS PROHIBITED WITHOUT PROPER CONSENT.

DRAIN SERIES	FOOD SAFE FLAT BOTTOM TRENCH DRAIN	REV.	1
DWG NO.	IN-FTF-101-R1	SIZE	B
SCALE	NTS	SHEET	1 OF 1