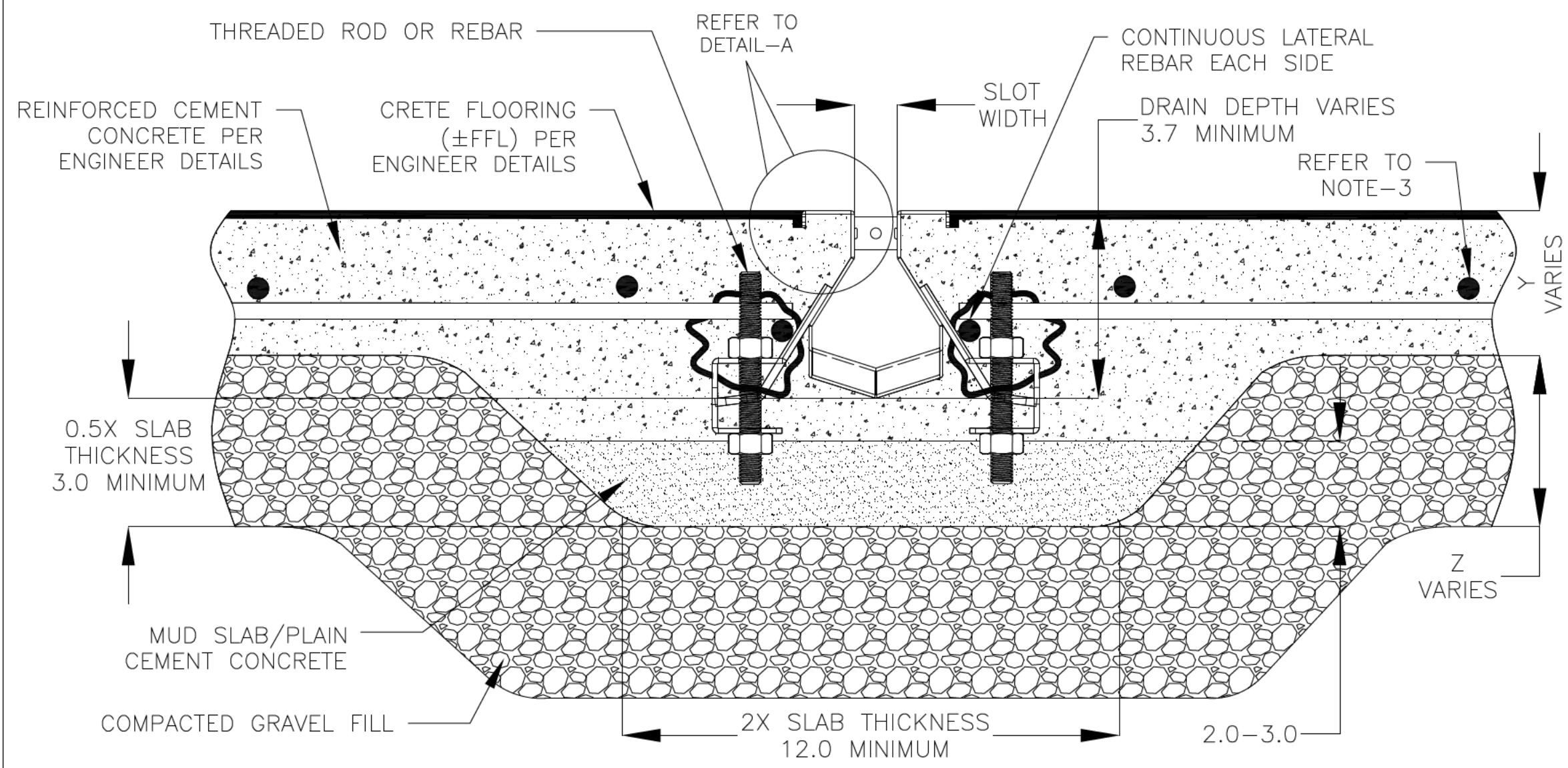


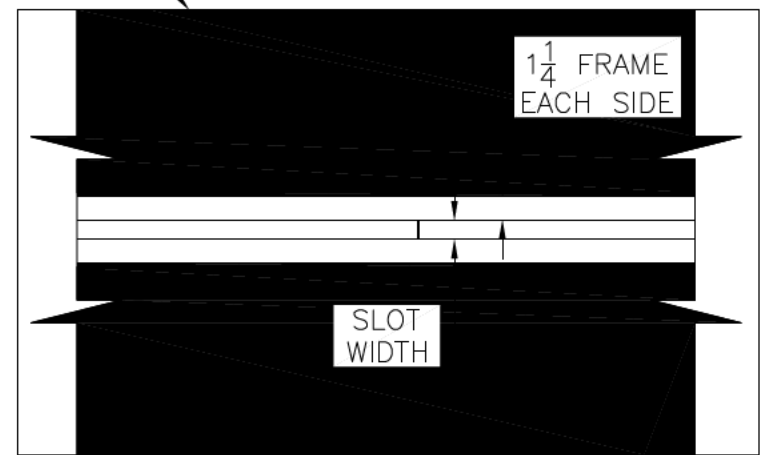
NOTES: UNLESS OTHERWISE SPECIFIED

1. ALL DIMENSIONS ARE IN INCHES.
2. DRAIN BODY MATERIAL: 14GA STAINLESS STEEL T304/T316
3. SPECIFYING ENGINEER IS RESPONSIBLE FOR CONCRETE ENCASEMENT AND REINFORCING BASED UPON APPLICATION AND LOCAL CODES.
4. REFER TO <https://info.slotdrainsystems.com/installresources> FOR INSTALLATION INSTRUCTIONS.

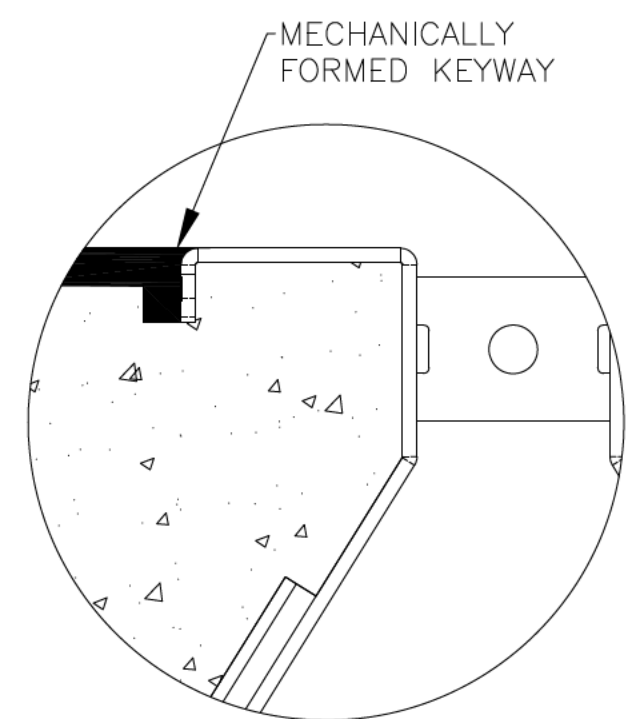
REVISIONS			
REV	DESCRIPTION	DATE	BY
0	INITIAL RELEASE - R0	11/15/2019	DK
1	UPDATED THE DRAIN LAYOUT	12/2/2020	DK
2	UPDATED THE REBAR DETAILS	7/14/2021	DK
3	UPDATED WITH GLOBAL DRAIN TEMPLATE	3/19/2024	DK



CRETE FLOORING (±FFL) PER ENGINEER DETAILS



PLAN VIEW



DETAIL-A

6000P SERIES SLOT DRAIN INSTALLATION DETAILS

GLOBAL DRAIN
TECHNOLOGIES

DRAWING TITLE			
CRETE FLOOR-NEW CONSTRUCTION INSTALLATION			
DRAIN SERIES			REV.
6000P SERIES SLOT DRAIN			3
DWG NO.	SIZE	SCALE	SHEET
IN-SD6000P-001-R3	B	NTS	1 OF 1

ALL DRAWINGS ARE THE EXCLUSIVE PROPERTY OF SLOT DRAIN SYSTEMS. ANY REPRODUCTION IN PART OR IN WHOLE IS PROHIBITED WITHOUT PROPER CONSENT.