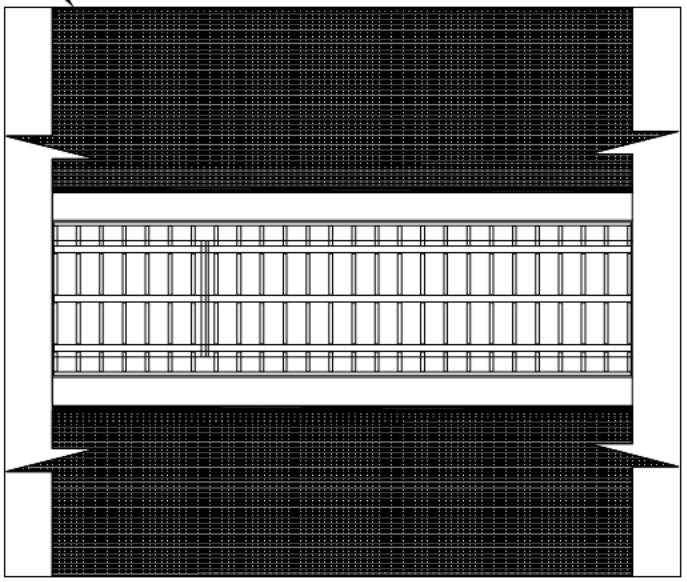
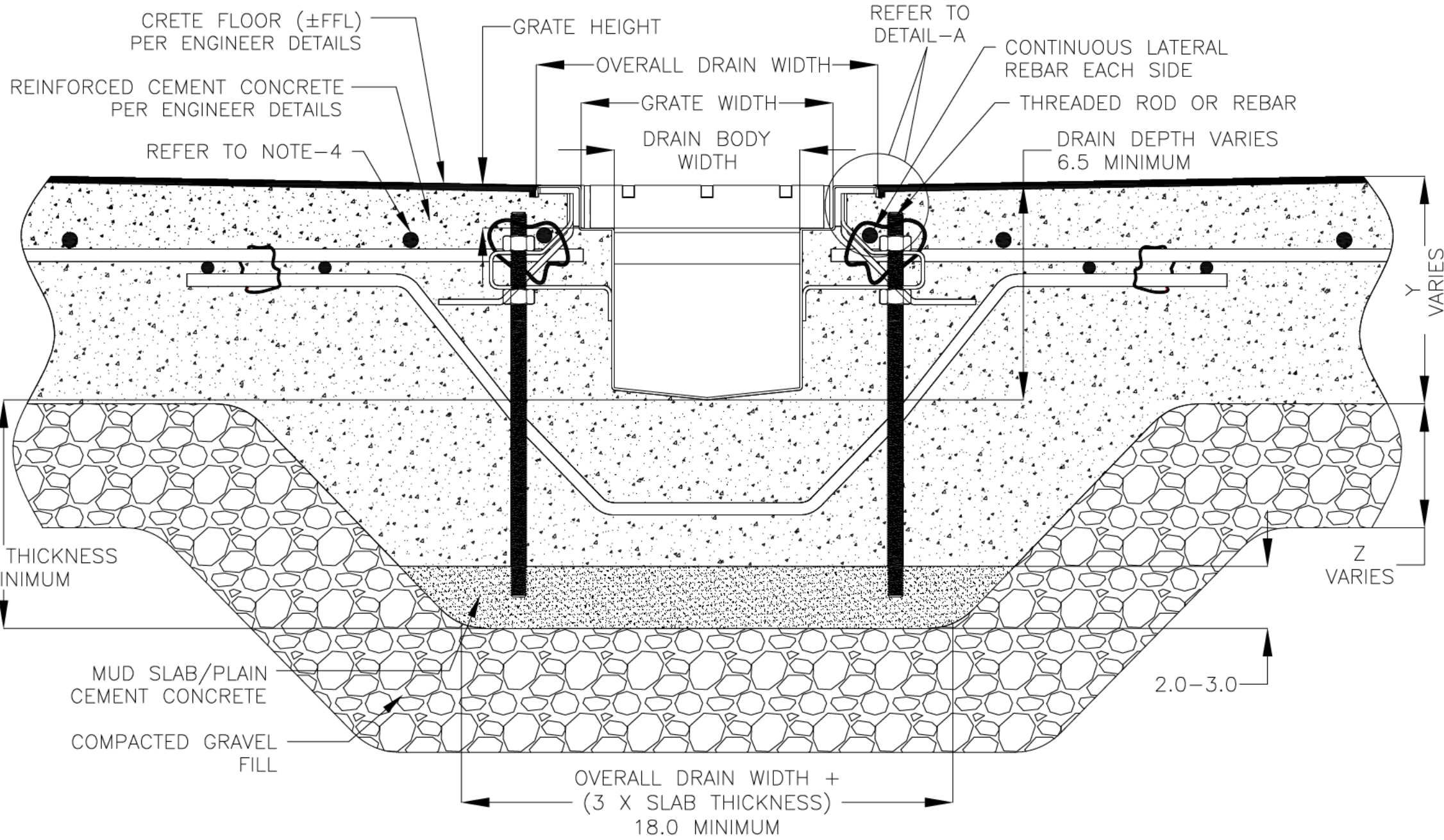


NOTES: UNLESS OTHERWISE SPECIFIED

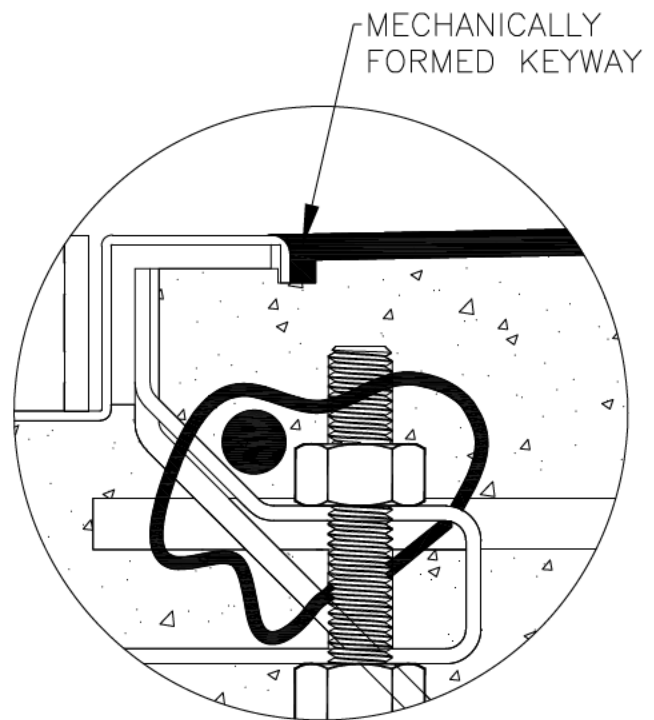
1. ALL DIMENSIONS ARE IN INCHES.
2. DRAIN BODY MATERIAL: 14GA STAINLESS STEEL T304/T316
3. GRATING: PLAIN/SERRATED BAR GRATING, UPTO 'E' LOAD CLASS AVAILABLE.
4. SPECIFYING ENGINEER IS RESPONSIBLE FOR CONCRETE ENCASEMENT AND REINFORCING BASED UPON APPLICATION AND LOCAL CODES.
5. REFER TO <https://info.slotdrainsystems.com/installresources> FOR INSTALLATION INSTRUCTIONS.

REVISIONS			
REV	DESCRIPTION	DATE	BY
0	INITIAL RELEASE - R0	2/3/2020	DK
1	UPDATED DRAIN LAYOUT & REBAR DETAILS	9/14/2021	DK
2	UPDATED WITH GLOBAL DRAIN TEMPLATE	5/24/2024	DK

CRETE FLOOR (±FFL)  
PER ENGINEER DETAILS



PLAN VIEW



DETAIL-A

FOOD SAFE 'V' BOTTOM TRENCH DRAIN INSTALLATION DETAILS



DRAWING TITLE  
CRETE FLOOR-NEW CONSTRUCTION INSTALLATION

DRAIN SERIES  
FOOD SAFE 'V' BOTTOM TRENCH DRAIN  
REV. 2

ALL DRAWINGS ARE THE EXCLUSIVE PROPERTY OF SLOT DRAIN SYSTEMS. ANY REPRODUCTION IN PART OR IN WHOLE IS PROHIBITED WITHOUT PROPER CONSENT.

DWG NO. IN-FTV-001-R2  
SIZE B  
SCALE NTS  
SHEET 1 OF 1